

# DYNAUDIO®

TECHNOLOGY UNLIMITED



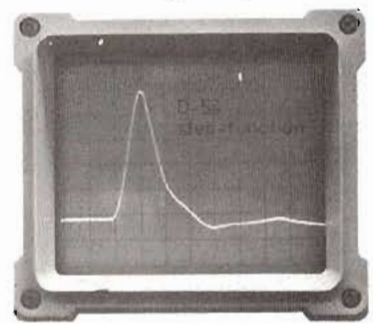
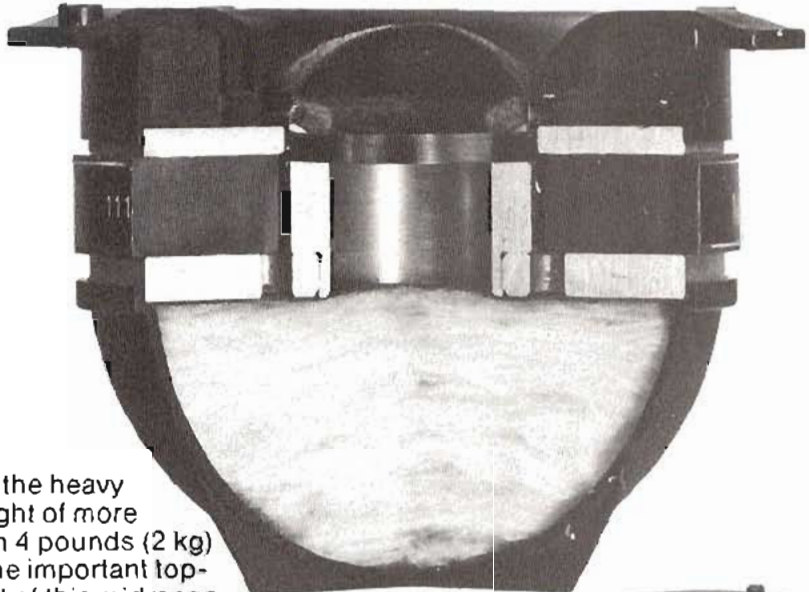
## APPLICATIONS

dome midrange for  
3-, 4- and 5-way-  
systems  
HiFi-midrange for  
PA and commercial  
use

## FEATURES

Soft dome type  
very high sensitivity  
high power handling  
no compression  
soft-roll-off  
suspension  
aperiodically damped  
vented magnet motor  
Magnaflex damping/  
cooling  
phase adjusted with  
D-28 and D-21



Not the heavy weight of more than 4 pounds (2 kg) is the important top-light of this midrange but the material together with the construction features made this type the most advanced unit: vented voice coil, maximum magnet power with 1200 uWb flux, separately damped back air volume. Not only in top high fidelity systems but more and more also in commercial systems the D-54 is used as it produces SPL's of more than 130 dB without compressions and extremely low THD.

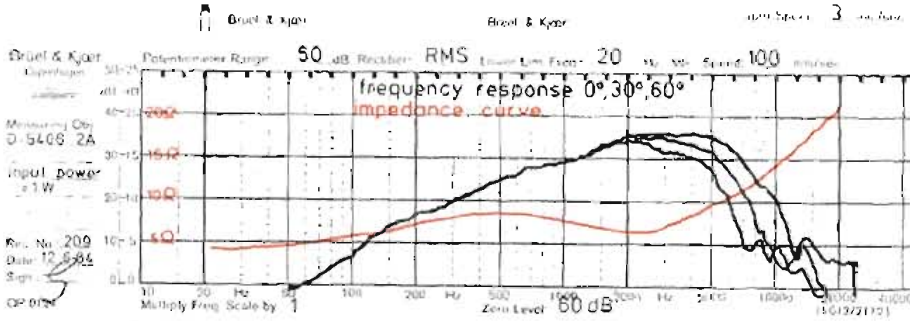


The STEP-FUNCTION of the D-54 is unusual clean. The rise indicates no break, the down slope is close to the ideal of an exponential function. No distortion or overshoot is to be noted.

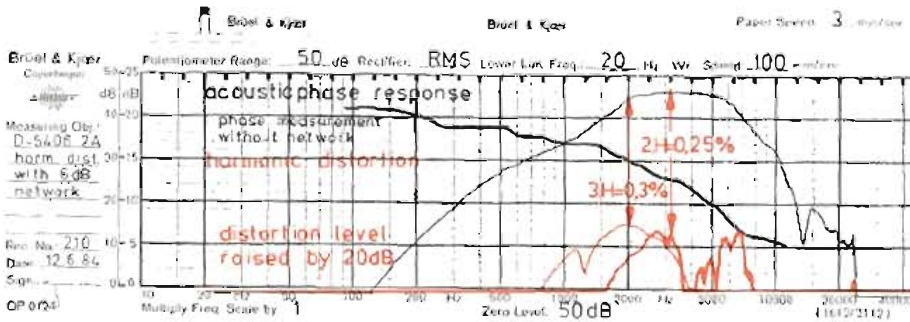
Tone bursts are the best way to obtain an accurate picture of overall acoustic performance. Regrettably they are mostly used only to test rise-time and ringing - which shows much more clearly with a step function test! With a tone burst, all the moving parts of a speaker can be loaded without burning the voice coil! With a given frequency the SPL should be 30 dB higher at 1000 W input when compared with a 1 W input, if the output is linear. This test shows the driver's ability to reproduce the transients without compression. The right picture shows that even a 1000 W input is not the limit: the dynamic response is absolutely linear. Data given in catalogues (and even test reports) normally are calculated figures and not measured values

This compression effect is either under-rated or ignored very often. That is why many speakers do not produce SPL's above 100 dB, in spite of higher theoretical specifications. However this test exposes such anomalies between calculations and actual measurements.

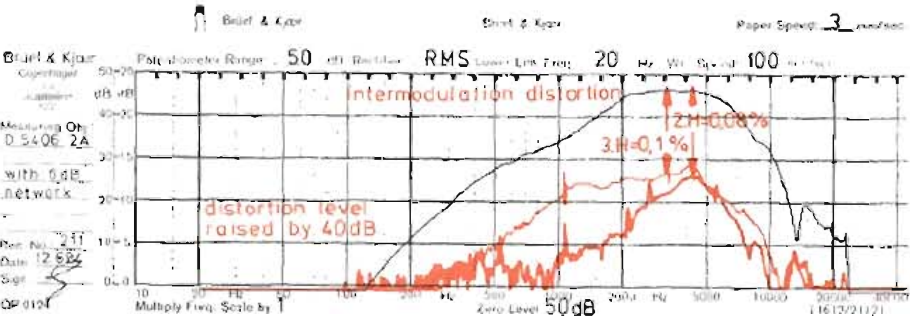




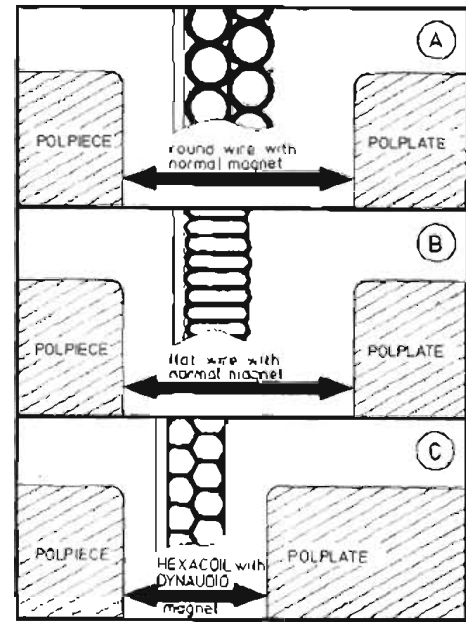
Usable from 800 Hz. Well damped resonance. No impedance peak. Off-axis curves run parallel without jumps.



Low harmonic distortions, even at high SPL. The acoustic phase keeps smooth also beyond operating area.



The intermodulation distortions are very low not only around 3 kHz but also at the low end.



Schematic drawing: airgap of a usual magnet system with stamped pole pieces. A) with conventional V.C., B) with a flat wire V.C., picture C) shows a V.C. in hexacoil technique and precision turned pole pieces

The power of a magnet motor is not only depending on size of magnet or internal filling factor of the V.C. but also on width of air gap because air leads the magnetic power quite bad - 2000 times less than iron. A narrow air gap may be obtained by making the pole pieces on a precision turning machine. All DYNAUDIO pole pieces are made like this. The result is more power, more energy, more dynamic.

Compliance:		Overall dimensions:	145 x 103 mm	
suspension	Cms	Power handling:		
acoustic	Cas	* nominal	DIN 250 W	
equivalent volume	Vas	* music	DIN 1000 W	
Cone:		transient	10 ms 1000 W	
eff. cone area	SD	28 cm <sup>2</sup>	Q-factor:	
moving mass	Mms	2,78 g	mechanical	Oms 1,00
lin. vol. displacement	Vd	8,4 cm <sup>3</sup>	electrical	Qes 0,56
mech. resistance	Rms	—	total	Qts 0,36
lin. excursion	P-P Xmax	3,0 mm	Resonance frequency free air: fs	350 Hz
max. excursion	P-P	5,0 mm	Sensitivity:	1 W / 1 m 96 dB
* Frequency response:	800 - 7000 Hz	Sensitivity:	1 W / 1 m 96 dB	
Harmonic distortion:	< 0,3%	Voice coil:		
Intermodulation distortion:	< 0,1%	diameter	d 54 mm	
Magnetsystem:		length	h 7 mm	
total gap flux	1200 μ Wb	layers	n 2	
flux density	1,45 Tesla	inductance (1 kHz)	Le 0,07 mH	
gap energy	710 mWs	nom. impedance	Zvc 8 Ω	
force factor	B x L 8,1 Tm	min. impedance	Zmin 6,4 Ω	
air gap volume	Vg 0,88 cm <sup>3</sup>	DC resistance	Re 4,6 Ω	
air gap height	5 mm	Data given are as after 30 hours of running		
air gap width	1,05 mm	* Depends on cabinet construction		
Net weight:	1,9 kg			

\* Thiele/Small parameters are measured not statically but dynamically.

All specifications subject to change without notice

